

Joe Trader's

How to Make

A Living

Trading Stocks



Disclaimer

The material provided in this e-book is for general informational purposes only. This information is not intended as investment advice, as an offer or solicitation of an offer to sell or buy, or as an endorsement, recommendation or sponsorship of any company, security, or fund. The opinions and analyses included herein are based from sources believed to be reliable and written in good faith, but no representation or warranty, expressed or implied is made as to their accuracy, completeness or correctness. We cannot and do not assess or guarantee the suitability or profitability of any particular investment, or the potential value of any investment or informational source. You bear responsibility for your own investment research and decisions, and should seek the advice of a qualified securities professional before making any investment.

Table of Contents:

- 1. Introduction**
- 2. Where to Begin**
- 3. Trading Methods/Systems**
- 4. The Next Step**
- 5. The Trading Plan**
- 6. Conclusion**

Introduction

Many people want to trade stocks for a living but just don't know how! They know how to trade stocks, they just don't know how to consistently make money at it. A lot of people I talk to that trade don't seem to have a specific method of trading, they just look at a chart and if they think the stock is going to go up they buy! This will not produce a profit over the long term. When a trade goes against them, they rationalize and tell themselves it will go back up soon. They keep telling themselves that until they can't bear the pain any longer and get out of the trade. As soon as they get out of the trade it goes back up again!

In this book, I will show you how to trade for a living. I will tell you step by step what you need to know and do to trade stocks successfully and how to make money consistently.

Most people don't need to make \$20,000 a month to make a living. You can certainly do that if that is what you want but most people just want to make a comfortable living and can do that with much less. If you have read any of my books, you know that I generally don't beat around the bush and get straight to the point. So let's begin!

Where to Begin

The first thing we need to do is determine how much money you need to "make a living". So, step 1 is to get out a piece of paper (or spreadsheet if you're a geek like me) and write down all of your monthly expenses.

Make sure you don't forget anything. Write down everything because you will need to know exactly how much money you will need to be comfortable.

Once you have done this, add another 10 or 20 percent for "entertainment". Entertainment is things like going to the movies, taking your wife/girlfriend out for a nice dinner, etc. These things are important to ensure you have a balanced life! Too much work and not enough play is not good for you.

If you only want to match your salary at your regular job, that is fine. Personally, I would want to make more than whatever my regular salary was, but if that is your goal then go for it.

Now that you have your monthly goal the next step is to determine how we are going to meet that goal.

Trading Methods/Systems

The next step is to determine how you are going to trade to meet your monthly goal. It is imperative that you have a trading method that consistently makes money for you.

What is the difference between a trading method and a trading system? A trading method is a particular set of rules that are used for trading. A trading system is a computer program that has the trading rules built in that tells you exactly when and where to buy/sell. The only difference is one is a computer program, the other is a method that you follow on your own.

If you use a trading method or a trading system it really doesn't matter as long as it is profitable.

I've seen many trading systems that are very profitable over the long run but are only 50% accurate or less. As long as the system makes more money on the winning trades than it loses on the losing trades, you will make money if you take every trade. Assuming that you have enough money in your trading account to handle the losses.

Personally, I prefer trading a system that has more than 50% winning trades. If you are like me, it is hard for me to get excited about taking a trade knowing that I could flip a coin and be as accurate as the trading system. Even if I know that the winning trades make alot more money than the losing trades, psychologically I'm more apt to stick with a trading system if there are more winning trades than losing trades. Which is why I like trading stock market cycles. The stock market cycles that are explained in DOW \$ecrets gives you the edge in your trading. The "secret" trades in the book are the most accurate trades around. Most of them are between 80 and 90 percent accurate.

There are long term, medium term and short term trading methods to choose from. The long term trading methods usually catch trends and stay with them until they play out. This usually takes 4 - 6 months. Keep in mind that your monthly bills come every month. The long term trading methods are great profit-wise but to insure that you have a monthly income, you need

to have a trading method that is medium term (2 - 4 weeks) or short term (5 - 7 days or less).

If you trade a method that is short to medium term and it consistently makes good profit then use it. If you are looking for an accurate trading method that makes consistent profit, I am giving away one of my favorite short term trading methods along with my DOW \$ecrets e-book. I call the trading method "DreamCatcher".

Joe Trader's DreamCatcher Trading Method is between 70 and 85 percent accurate with most of the stocks in the S&P 500. The average trade length is 2 - 3 days (before it takes the profit to the bank) and it usually returns between 10 and 20 percent profit per year trading only 100 shares of most stocks. It is a very unique but simple way of trading and you don't need any expensive software to trade this method. As a matter of fact, I show you how to trade it using free software from freestockcharts.com. Simple, free, and very profitable! You can't get any better than that!

The Next Step

Now that you have decided on a trading method, you need to know what the average profit per winning trade with 100 shares is. In other words, you need to know how much money you make trading 100 shares with each winning trade on average. This is very important to know so that you know how many shares you need to trade in order to meet your monthly goal.

Next, you need to know what stocks to trade. You will do a scan to find stocks that meet your trading method's criteria. With the DreamCatcher trading method that I give with Dow \$ecrets, it includes a scan that you can do for free at freestockcharts.com that will give you a list of stocks to trade.

After doing the scan, you will have a list of stock that meet your criteria. Choose 5 to 10 stocks to trade. You don't want to trade more stocks than you can handle at one time but you also want to diversify as well.

The Trading Plan

This is where it all comes together. You now have your monthly goal. You know the average profit per 100 shares traded of your trading method. You know what stocks to trade. Now we need a plan!

You are going to divide the month in half. The first two weeks of the month you are going to focus on making half of your monthly goal and the second two weeks of the month, the other half.

Here is the formula you will use to meet your goals: Divide your monthly goal in half and focus on making that amount each two week period.

Take the average profit per 100 shares times the number of stocks you will be trading. If this meets your bi-weekly goal then trade 100 shares of each stock. Otherwise, adjust the number of shares traded to meet your goal.

Let me give you an example. Let's say you want to make \$5000 per month. Your trading method has an average profit of \$300 per winning trade. You will be trading 5 stocks. If you multiply \$300 times 5 stocks, that will give you \$1500. You need to make \$2500 since \$5000 divided by 2 is \$2500. Therefore, you need to trade more than 100 shares per stock to meet your goal. If you trade 200 shares per stock, that would give you \$3000. Since there could be a losing trade in there, it is better to overshoot your goal than undershoot it!

So, you will trade 5 stocks with 200 shares each to meet your goal of \$2500 for the first half of the month.

If your trading method is only 50% accurate, you will need to double the number of stocks that you trade or trade twice as many shares since you already know that only half of your trades will be winners. This is another reason it is important to trade a method that has a higher percentage of winning trades.

Many times, you will find that you achieve your goal in the first week. If you do, you have some choices to make. Do you take the next week off and wait for the third week of the month to meet your second half goal? That is totally up to you. You can always continue trading until you meet your monthly goal then take the rest of the month off. I have done that on many occasions. Or, you can continue trading and make some "bonus" money to take a nice vacation.

Once you have made your first \$2500 for the month, you then focus on making your second \$2500 for the month.

That is all there is to it! Making a living trading stocks is not very hard as long as you have a good trading method that you feel comfortable trading and it consistently makes money for you.

Conclusion

It is very easy to meet your monthly goal if you break it down into smaller increments and meet your bi-weekly goal. The real key is to have a trading plan and have a trading method that consistently makes money. Once you have this, trading for a living is very easy to do.

If you need a good trading method that consistently makes money, take a good look at Dow Secrets. The trades presented in Dow Secrets are extremely accurate and produce great profits year after year. It will make trading for a living a breeze!

With Dow Secrets, you will know when to buy and when to sell, you will be able to plan your trades weeks ahead of time and be able to place your trades before the markets open and spend your time doing the things you like rather than spending hours in front of a computer screen.

To take advantage of the special price of just \$19.95 now before the price goes up, go to [Dow Secrets](#) and order now!

Don't miss out on all the great trading opportunities by hesitating! For less money than a trip to a fast food restaurant you can be making more money than you have dreamed of! So what are you waiting for? Get it now!

Get [Dow Secrets](#) Now!

Joe Trader

Not convinced? I'm sure you know that not all the trades work perfectly all the time! Nothing in life is perfect, especially trading. Let's take a look at how all the trades have done since the beginning of the year. During the beginning of the year there are a number of trades, then some during the

middle of the year and a good many the last few months of the year. At the time of this writing I can only give you the results of the of the trades that have happened in the first quarter of the year. Below is a chart of the first few trades at the beginning of the year. Each of these trades were taken with only 100 shares of the stock. The trade was entered on the open of the "secret" trade date and exited on the close of the exit date. In these examples I did not use any indicators that I talk about in the book to make them more profitable. As you will see from the entry and exit prices most of these first trades were short trades.

| Name | Symbol | Entry | Exit | P/L | Pct | |
|------------------------|--------|----------|----------|-------------------|-------------------|---------------|
| Diamond ETF | DIA | \$104.84 | \$106.28 | -\$144.00 | -1.35% | |
| 3M | MMM | \$83.09 | \$81.00 | \$209.00 | 2.58% | |
| Alcoa | AA | \$16.52 | \$13.40 | \$312.00 | 23.28% | |
| American Express | AXP | \$40.81 | \$39.71 | \$110.00 | 2.77% | |
| AT & T | T | \$27.95 | \$24.83 | \$312.00 | 12.57% | |
| Bank of America | BAC | \$16.21 | \$16.70 | -\$49.00 | -2.93% | |
| Cisco Systems | CSCO | \$24.28 | \$24.05 | \$23.00 | 0.96% | |
| Coca-Cola Co | KO | \$56.09 | \$53.70 | \$239.00 | 4.45% | |
| E I Du Pont De Nemours | DD | \$33.85 | \$32.50 | \$135.00 | 4.15% | |
| General Electric | GE | \$15.53 | \$16.11 | -\$58.00 | -3.60% | |
| Home Depot | HD | \$29.15 | \$31.80 | -\$265.00 | -8.33% | |
| Johnson & Johnson | JNJ | \$64.13 | \$63.44 | \$69.00 | 1.09% | |
| JP Morgan Chase & Co | JPM | \$39.80 | \$39.88 | -\$8.00 | -0.20% | |
| Merck & Co | MRK | \$37.87 | \$37.04 | \$83.00 | 2.24% | |
| Microsoft | MSFT | \$30.26 | \$28.63 | \$163.00 | 5.69% | |
| Pfizer | PFE | \$19.20 | \$17.26 | \$194.00 | 11.24% | |
| Proctor & Gamble | PG | \$61.11 | \$63.01 | -\$190.00 | -3.02% | |
| Travelers | TRV | \$50.15 | \$53.62 | -\$347.00 | -6.47% | |
| United Tech | UTX | \$71.64 | \$71.79 | -\$15.00 | -0.21% | |
| Verizon Comms | VZ | \$32.64 | \$28.74 | \$390.00 | 13.57% | |
| | | | | Total P/L: | \$1,163.00 | 58.47% |

As you can see from the above chart, there were some minor losses and the overall profitability was 58%. Keep in mind, that was only with 100 shares per trade! Had you been using a money management strategy instead of just buying 100 shares you would have made alot more money and your portfolio would be up a much greater percentage. If you want to do the math, the overall winning percentage on the above trades was 60% (out of 20 trades 12 made money).

Now let's see how the next trades have gone. Most of these trades are still happening as I write this so I will give you the entry price and the current price (as of this writing).

| Name | Symbol | Entry | Exit | P/L | Close | Pct |
|-------------------|--------|----------|---------|------------|----------|--------|
| Diamond ETF | DIA | \$105.64 | | \$632.00 | \$111.96 | 5.98% |
| 3m | MMM | \$81.26 | | \$618.00 | \$87.44 | 7.61% |
| Alcoa | AA | \$13.75 | | \$30.00 | \$14.05 | 2.18% |
| American Express | AXP | \$40.22 | | \$692.00 | \$47.14 | 17.21% |
| Bank of America | BAC | \$16.52 | | \$153.00 | \$18.05 | 9.26% |
| Boeing | BA | \$69.24 | | \$510.00 | \$74.34 | 7.37% |
| Caterpillar | CAT | \$53.65 | | \$1,800.00 | \$71.65 | 33.55% |
| Chevron | CVX | \$71.99 | | \$1,060.00 | \$82.59 | 14.72% |
| Exxon Mobil | XOM | \$64.69 | | \$460.00 | \$69.29 | 7.11% |
| General Electric | GE | \$17.02 | | \$228.00 | \$19.30 | 13.40% |
| Home Depot | HD | \$32.23 | \$32.66 | \$43.00 | | 1.33% |
| Johnson & Johnson | JNJ | \$64.46 | | \$30.00 | \$64.76 | 0.47% |
| McDonalds | MCD | \$65.70 | | \$532.00 | \$71.02 | 8.10% |
| Pfizer | PFE | \$17.32 | | -\$50.00 | \$16.82 | -2.89% |
| Travelers | TRV | \$52.88 | | -\$96.00 | \$51.92 | -1.82% |
| United Tech | UTX | \$71.79 | | \$461.00 | \$76.40 | 6.42% |
| Verizon Comms | VZ | \$31.71 | | \$277.00 | \$28.94 | 9.57% |
| Wal Mart Stores | WMT | \$55.88 | \$55.49 | -\$39.00 | | -0.70% |
| Walt Disney | DIS | \$33.81 | | \$323.00 | \$37.04 | 9.55% |

Total P/L \$7,664.00

148.43%

These trades are doing much better than the previous trades. Some of these trades have a few more weeks to go and some of them have more time left. Also, there are other strategies mentioned in the book that would have kept some of the minor losses down and would have let some of the profits play out a little more for extra profit. This chart also shows the profit with only 100 shares per stock traded. This is pretty good profit with 100 shares and most of the trades have only been active for a couple of weeks. The accuracy of these trades is over 84% with over \$7000.00 profit so far!

Joe Trader's Dow Secrets will give you some of the most accurate "secret" trading dates around. You will know:

- **What to trade**
- **When to trade**
- **How much to trade**
- **How much you will make**
- **When to get out**

All this for less money than it costs to take the family out to McDonalds! I can't promise you I will keep the price this low for much longer so grab your copy right away. There are many more trades coming up in the very near future so make sure you are ready to take advantage of these opportunities!

To take advantage of the special price of just \$19.95 now before the price goes up!

Click To Order



Act Now and also receive...

Joe Trader's "\$SECRET NASDAQ TRADES"



Joe Trader will give you his secret trading dates for trading the Nasdaq ETF (QQQQ)!

This book has a complete 60-day money back guarantee. If you don't feel that this book is worth every cent, I'll refund your money. How simple is that?

Instant download - easy to read in Adobe Acrobat format (pdf).

Order now through Clickbank and get instant access!

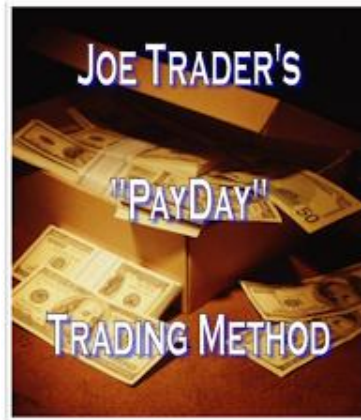
In less than 3 minutes you could be on your way to riches! Order ebook for only \$19.95

[Click To Order](#)



AND . . . also receive...

Joe Trader's "PayDay" Trading Method



When I quit my "day job", I wanted a trading method that gave me a regular "paycheck". Over the years, I read many books that said if you buy at the end of the month and hold the stock for seven days that you would make alot of money. They also gave many various reasons why this held true. I decided that if this is true then this would be a good way to insure that I had a nice "paycheck" every month. Well, I don't read a book and believe everything I read. So I tested the theory. Twenty years ago, if you used this method of trading you may have made money. However, if you do this today you will most certainly lose money!

There had to be certain dates that you could either buy or sell and have a high probability of making money, I just had to find what those dates were. After many months and many long hours of testing and backtesting I finally discovered what those "secret" dates were. My "Payday" trading method was born!

Instant download - easy to read in Adobe Acrobat format (pdf).

Order now through Clickbank and get instant access!

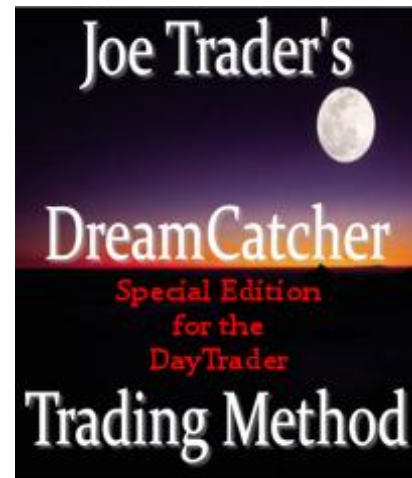
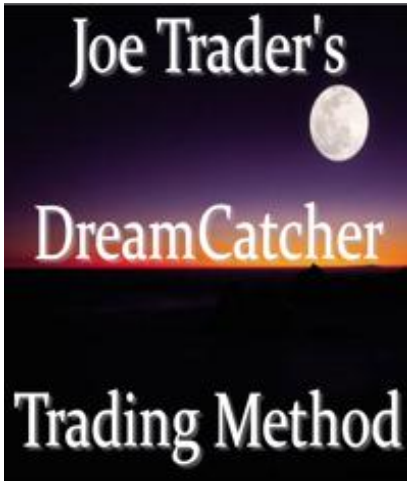
In less than 3 minutes you could be on your way to *riches*! Order ebook for only \$19.95

Click To Order



AND . . . For a limited time only! ...

Joe Trader's "*DreamCatcher*" Trading Method



After trading for many years and spending many thousands of dollars in my "trading education", i.e. going to seminars, private coaching, losing money in the markets by trading methods learned in the seminars, etc, I have learned what works in trading and most importantly, what doesn't work.

I do have an advantage that many traders don't have, I'm a programmer. I can go to a seminar, learn the trading method taught in the seminar, then go home and program and backtest the method. This is how I learned what didn't work! It did seem to work on the stock that was presented in the seminar but not on any other stock!

This seemed to be the case for many of the seminars that I attended. However, I did manage to learn some techniques that did work! And those are the techniques that I will be teaching you and that I use myself!

The DreamCatcher Trading method is usually between 70% and 75% accurate on many of the S&P 500 stocks. The Average profit per 100 shares traded is \$488.00 (trading SPY). The real key to making money trading stocks is having a good trading method and sticking with it!

I've seen many trading methods selling for \$5000 or more that aren't nearly as accurate as "DreamCatcher"! After learning "DreamCatcher" . . . which only takes a couple of hours to do . . . your trading will be on autopilot! . . . And SO WILL YOUR PROFITS!

Instant download - easy to read in Adobe Acrobat format (pdf).

Order now through Clickbank and get instant access!

In less than 3 minutes you could be on your way to *riches*! Order ebook for only \$19.95

Click To Order

